

POLARIS XCR 120 POWER INTAKE INSTRUCTIONS




REVISED 4/11/14

(NOTE: IF YOU ARE ONLY INSTALLING ADJUSTABLE MAIN JET. SKIP STEPS 7, 8 AND 9.)

1. SHUT OFF FUEL AND REMOVE FUEL LINE FROM CARB.
2. REMOVE BLACK PLASTIC AIR BOX FROM CARB BY REMOVING 2-10MM NUTS, LEAVE RUBBER BREATHER HOSE HOOKED TO ENGINE BREATHER COVER.
3. REMOVE MAIN PIVOT BOLT FROM THROTTLE LINKAGE; THIS WILL LET YOU GAIN BETTER ACCESS TO THE CARB, **WATCH CAREFULLY HOW THE LINKAGE COMES APART.** NOW REMOVE THE THROTTLE STOP SCREW BY CUTTING OFF ALUMINUM LOCK TAB.
4. REMOVE CARB. **KEEP TRACK OF GOV LINKAGE LOCATIONS.**
5. TURN CARB UPSIDE DOWN AND REMOVE FLOAT BOWL NUT. CAREFULLY REMOVE SMALL MAIN JET FROM CENTER OF CARB AND DRILL OUT WITH SMALL DRILL BIT SUPPLIED IN KIT. REPLACE MAIN JET AFTER DRILLING.
6. REMOVE NEEDLE FROM BRASS ADJUSTABLE MAIN JET & INSTALL BRASS BODY IN FLOAT BOWL IN PLACE OF OEM FLOAT BOWL NUT. RE-INSTALL NEEDLE AND TURN IN UNTIL LIGHTLY SEATED, THEN BACK 1 1/2 TURNS.
7. REMOVE OEM CARB STUDS AND INSTALL SUPPLIED STUDS IN THEIR PLACE.
8. RE-INSTALL CARB ON ENGINE EXCEPT FOR BLACK AIR BOX, MAKING SURE ALL GASKETS & LINKAGES ARE IN THEIR ORIGINAL LOCATIONS. INSTALL SUPPLIED VELOCITY STACK IN THE PLACE OF BLACK AIR BOX WITH THE TAPER FACING OUT.
9. INSTALL NEW GOV SPRING IN FIRST HOLE ON THROTTLE ARM CLOSEST TO ENGINE. **SEE FIG.1**
10. FINALLY ZIP TIE ADJUSTABLE MAIN JET CABLE TO RECOIL SHROUD MAKING SURE NOT TO KINK OR BEND CABLE TOO TIGHTLY.

SPECIAL ADJUSTABLE MAIN JET INSTRUCTIONS

CARB TUNING PROCEDURE, RAISE REAR OF SLED & SUPPORT SAFELY, HOLD THROTTLE WIDE OPEN, TURN MAIN JET NEEDLE IN UNTIL ENGINE STARTS, TO DIE THEN BACK MAIN JET NEEDLE OUT UNTIL ENGINE RUNS SMOOTH AT THIS POINT TURN NEEDLE OUT 1/4 TURN MORE



A REC TECH ON MAIN JET SETTING CAN BE FOUND AT WWW.RECMOTOR.COM TO HELP ANSWER YOUR QUESTIONS ON INSTALLATION OF THIS PRODUCT.
TECH LINE (319) 462-6932 MONDAY 8 AM TO 5PM, TUESDAY AND WEDNESDAY 8 AM TO NOON CST.

*****PLEASE NOTE*****

This product is intended for closed-course racing only and is sold "as-is" without warranty. Manufacturer and distributor specifically disclaim all responsibility for consequential and incidental damages or any other losses arising from the use of this product. Any dispute arising out of the use of this product must be settled in Linn County, Iowa under Iowa law.
