


YAMAHA SRX 120 & ARCTIC CAT 120 (2010 TO CURRENT) VELOCITY STACK INSTRUCTIONS

REVISED 8/6/14




REMOVE STOCK AIR BOX.

1 BOLT INSIDE


2 NUTS

DOUBLE NUT OEM STUDS USING
THE NUTS OFF AIR BOX.
REMOVE OEM STUDS.



INSTALL SUPPLIED STUDS FINGER
TIGHT; MAKE SURE ALL GASKETS
ARE IN PLACE.

INSTALL VELOCITY STACK WITH
TAPER FACING OUTWARD, USE
OLD AIR BOX NUTS.
(IF INSTALLING ADJUSTABLE MAIN
JET, INSTALL JET BEFORE PUTTING
ON VELOCITY STACK)



*****PLEASE NOTE*****

This product is intended for closed-course racing only and is sold “as-is” without warranty. Manufacturer and distributor specifically disclaim all responsibility for consequential and incidental damages or any other losses arising from the use of this product. Any dispute arising out of the use of this product must be settled in Linn County, Iowa under Iowa law.
