

Clutch Installation: (Chain guard removed for clarity)

INBOARD MOUNTING OF THE SPROCKET.


You will reuse your OEM crankshaft spacer on the engine.



***INSTALL SUPPLIED 3/4" WASHERS IF NEEDED FOR PROPER CHAIN ALIGNMENT.**

Then install the 3/4" x 1 1/16" OD x .04" thick steel washer. **This washer always goes on last.**

***IF YOU PURCHASED 8444-SCK (NEEDLE BEARING REPLACEMENT KIT) YOU WILL USE YOUR EXISTING WASHERS FROM YOUR CLUTCH.**




Carefully install the bearing race onto crankshaft. bearing race should slide on crankshaft without sticking or binding. If binding occurs check for burrs on keyway area of crankshaft.



Lubricate the needle bearing with a high temperature bearing grease and install the needle bearing.

DO NOT OVER GREASE BEARING. WE RECOMMEND ENERGY RELEASE PART #P008.




Install the drum/sprocket assembly. The sprocket will slide over the needle bearing easier if you rotate the drum while installing.



Install the grease trap disc toward sprocket. The sprocket side is stamped on disc. Refer to the picture for correct positioning.

***GREASE TRAP = PART A**



Install the spring/shoe retaining washer.

***RETAINING WASHER = PART B**



DOMINATOR



206 DOMINATOR

Install the shoe/hub assembly.




When clutch is properly aligned with chain the clutch will protrude past the end of the crankshaft as shown.




Use 5/16" washers as shown to achieve proper clutch end play.

End play should be approximately .020 or the thickness of a normal business card.



Install the bolt, lock washer, and mounting washer. Properly torque to the engine manufacturer specifications.

***MAY USE OEM OR SUPPLIED BOLT.**



****IMPROPER INSTALLATION/ASSEMBLY CAN RESULT IN SERIOUS INJURY****

*****PLEASE NOTE*****

This product is intended for closed-course racing only and is sold "as-is" without warranty. Manufacturer and distributor specifically disclaim all responsibility for consequential and incidental damages or any other losses arising from the use of this product. Any dispute arising out of the use of this product must be settled in Linn County, Iowa under Iowa law.
