




MINI Z POWER INTAKE INSTRUCTION

REVISED 4/11/14

(NOTE IF YOU ARE ONLY INSTALLING ADJUSTABLE MAIN JET SKIP STEP #5,#6 AND #7)

1. REMOVE COMPLETE BLACK AIR FILTER ASSEMBLY FROM ENGINE. LEAVE RUBBER BREATHER HOSE HOOKED TO BREATHER COVER.
2. REMOVE CARB FROM ENGINE BY INSTALLING BOTH CARB MOUNTING NUTS ON ONE CARB STUD AND TIGHTENING TOGETHER, AND TURNING LOOSE STUD. REPEAT THIS STEP FOR THE OTHER STUD.
3. REMOVE CARB. **KEEP TRACK OF GOV LINKAGE LOCATIONS.**
4. TURN CARB UPSIDE DOWN AND REMOVE FLOAT BOWL NUT. CAREFULLY REMOVE SMALL MAIN JET FROM CENTER OF CARB AND DRILL OUT WITH SMALL DRILL BIT SUPPLIED IN KIT. REPLACE MAIN JET AFTER DRILLING. REMOVE NEEDLE FROM BRASS ADJUSTABLE NEEDLE BODY AND INSTALL BODY IN PLACE OF OEM FLOAT BOWL NUT. RE-INSTALL NEEDLE AND TURN IN UNTIL LIGHTLY SEATED, THEN BACK OUT 1 1/2 TURNS.
5. INSTALL VELOCITY STACK IN PLACE OF BLACK AIR FILTER ASSEMBLY WITH TAPER FACING OUT.
6. REMOVE OEM GOVERNOR SPRING AND INSTALL NEW SPRING IN THE EXACT SAME HOLES WITH HOOKS FACING DOWN. NOTE: TAKE UP ANY SLACK IN THROTTLE CABLE BY ADJUSTING AT CARB.
7. THE SMALL ALUMINUM TAB PROVIDED WITH KIT IS TO BE USED TO HOLD CHOKE LEVER IN PLACE. **SEE FIG. 1**
8. CARB TUNING PROCEDURE: START ENGINE, LET IT GET TO OPERATING TEMP, RAISE REAR OF SLED, HOLD THROTTLE IN WIDE OPEN POSITION, TURN IN NEEDLE UNTIL ENGINE STARTS TO RUN ROUGH. AT THIS POINT, TURN OUT NEEDLE UNTIL ENGINE RUNS SMOOTH, ADD 1/8 TURN OUT TO THIS SETTING. **DO NOT RUN ENGINE AT FULL THROTTLE FOR OVER 10 SECONDS WITH THE TRACK OFF GROUND.**



A REC TECH VIDEO ON HONDA VELOCITY CHOKE TAB IS AVAILABLE AT WWW.RECMOTOR.COM TO HELP WITH ANY QUESTIONS ON THIS INSTALLATION.
TECH LINE (319) 462-6932 MONDAY 8 AM TO 5PM, TUESDAY AND WEDNESDAY 8 AM TO NOON CST.

*****PLEASE NOTE*****

This product is intended for closed-course racing only and is sold “as-is” without warranty. Manufacturer and distributor specifically disclaim all responsibility for consequential and incidental damages or any other losses arising from the use of this product. Any dispute arising out of the use of this product must be settled in Linn County, Iowa under Iowa law.
